



JOIN



T-Mobile



**Beaumont**  
Urgent Care

#### CONTACT

6476 Orchard Lake Road, Suite A  
West Bloomfield, Michigan 48322

P: 248 538 2000 F: 248 538 9905  
[www.cmprealestategroup.com](http://www.cmprealestategroup.com)

AREA  
TENANTS



**Beaumont**  
HEALTH



ANTHONY SESI

[asesi@cmprealestategroup.com](mailto:asesi@cmprealestategroup.com)

CHRIS JONNA

[cjonna@cmprealestategroup.com](mailto:cjonna@cmprealestategroup.com)



## PROPERTY INFORMATION

Total Building Size	22,740 SF
Space Available	4,000 SF
Asking Rate	\$37.50 PSF
NNN Charge's	\$6.75 PSF
Parking	93 Spaces

## DEMOGRAPHICS

Population	151,534 people
Households	59,786 homes
Average Household Income	\$133,093/annually
Employees	99,725 employees

## ADDRESS

**6476 ORCHARD LAKE ROAD  
WEST BLOOMFIELD, MICHIGAN 48322**

## PROPERTY HIGHLIGHTS

Prime retail space available on the NWC of Maple and Orchard Lake Roads.

Pylon signage available on the hard corner, allowing tenants to take advantage of.

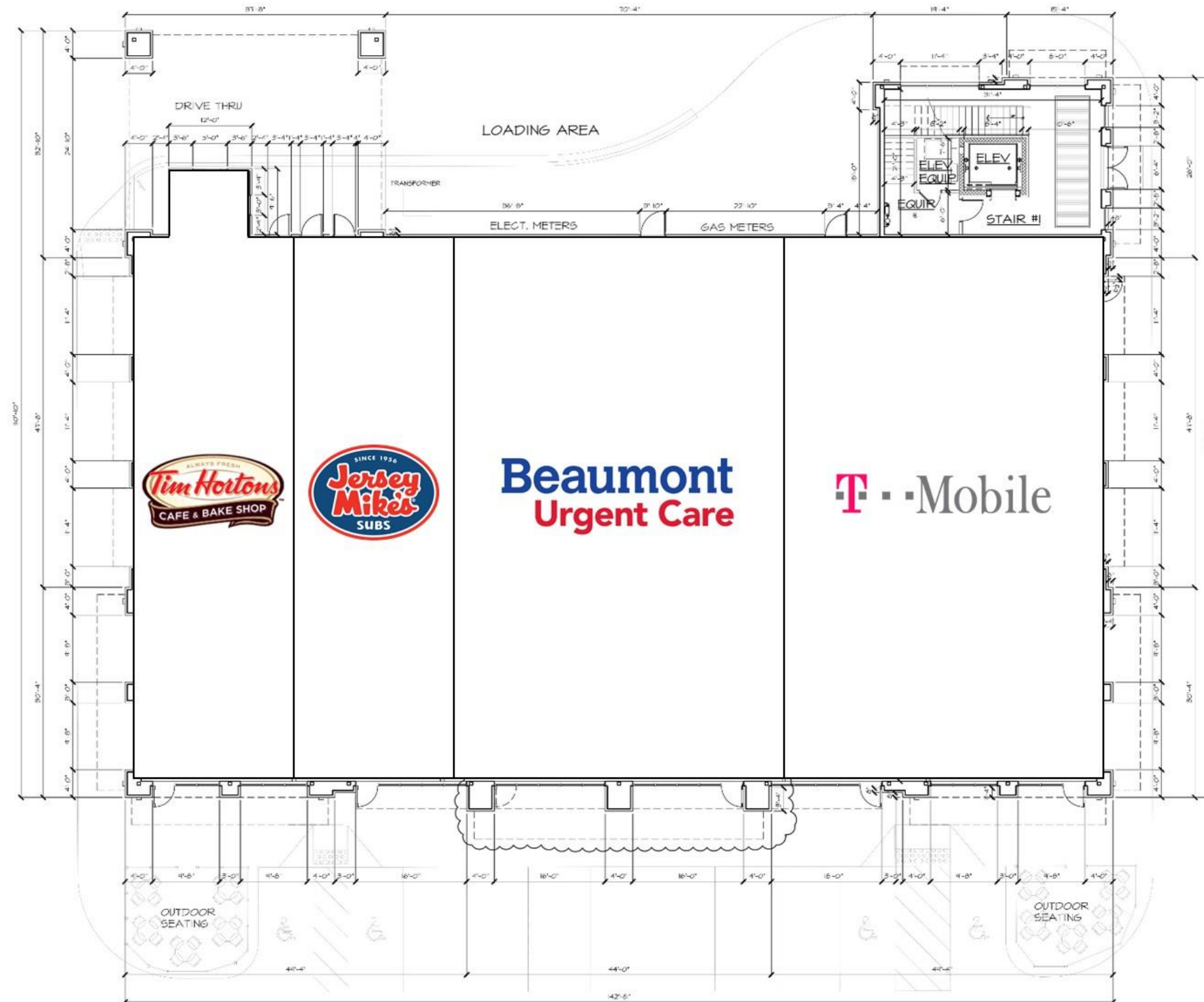
In addition to a dense residential population, It also has strong medical and retail synergy in the immediate trade area.

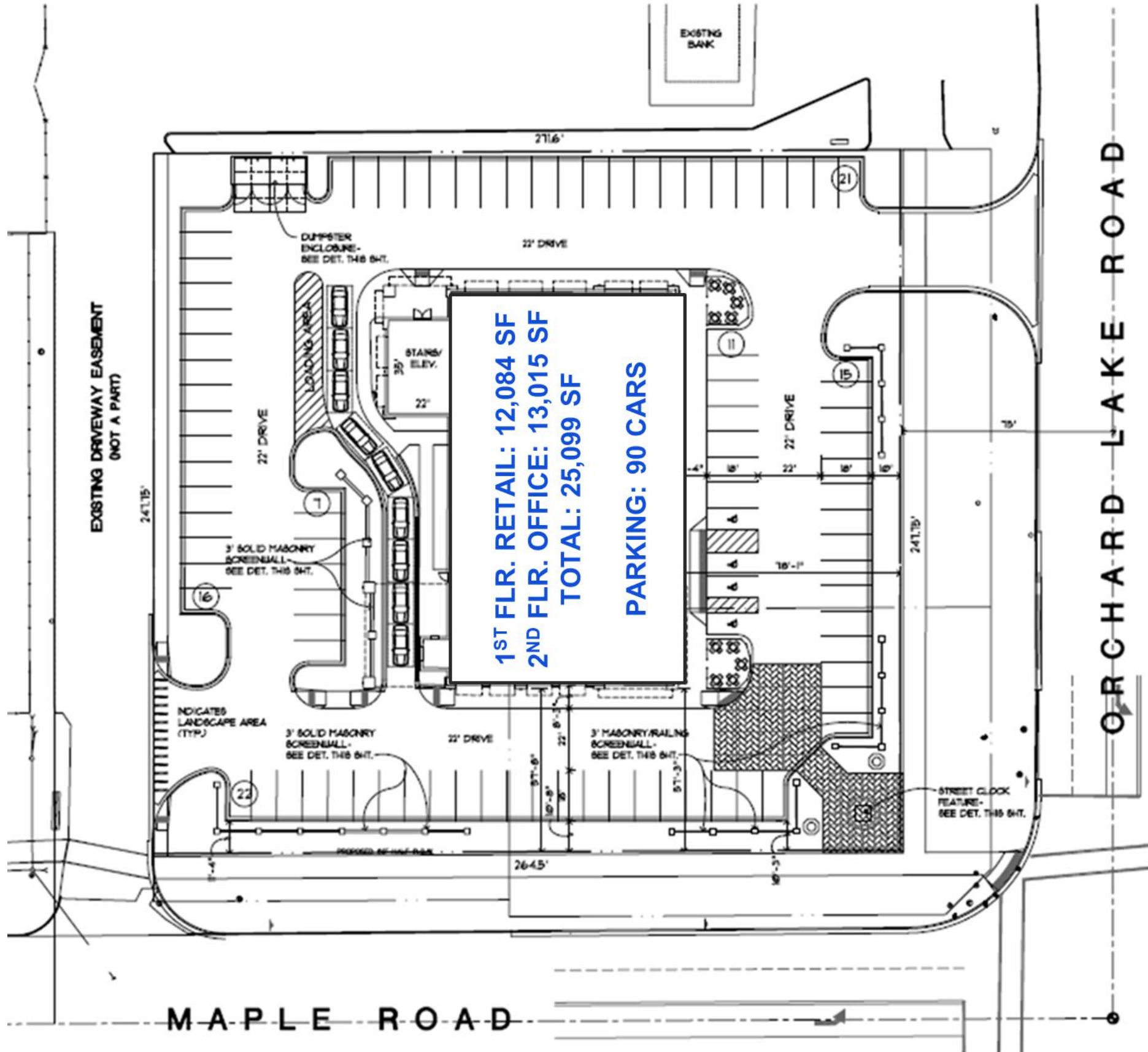
Site offers sensational visibility and accessibility, providing access from both Maple and Orchard Lake Roads.

Located within a mile away from Northwestern Highway, which leads to major highways, such as M-10 and I-696.

# ORCHARD/MAPLE PLAZA

FLOOR PLAN- FIRST FLOOR











<b>POPULATION</b>	<b>1 MILE</b>	<b>3 MILE</b>	<b>5 MILE</b>
2025 Projection	8,963	64,575	153,890
2020 Estimate	8,855	63,568	151,534
2010 Census	8,587	60,413	144,263
Growth 2020-2025	1.22%	1.58%	1.55%
Growth 2010-2020	3.12%	5.22%	5.04%
2020 Population Hispanic Origin	171	1,201	3,286

### **2020 Population by Race:**

White	5,980	46,122	106,235
Black	1,554	8,427	24,073
Am. Indian & Alaskan	9	73	208
Asian	1,145	7,544	17,554
Hawaiian & Pacific Island	0	11	32
Other	167	1,391	3,432
U.S. Armed Forces:	0	10	14

<b>HOUSEHOLDS</b>	<b>1 MILE</b>	<b>3 MILE</b>	<b>5 MILE</b>
2025 Projection	3,533	24,869	60,727
2020 Estimate	3,490	24,477	59,786
2010 Census	3,382	23,256	56,898
Growth 2020 - 2025	1.23%	1.60%	1.57%
Growth 2010 - 2020	3.19%	5.25%	5.08%
Owner Occupied	2,835	19,525	45,265
Renter Occupied	655	4,951	14,521
<b>2020 Avg Household Income</b>	<b>\$133,764</b>	<b>\$138,687</b>	<b>\$133,093</b>
<b>2020 Med Household Income</b>	<b>\$105,863</b>	<b>\$109,445</b>	<b>\$103,448</b>

### **2020 Households by Household Inc:**

<\$25,000	307	2,286	6,088
\$25,000 - \$50,000	437	2,878	8,120
\$50,000 - \$75,000	519	3,124	7,795
\$75,000 - \$100,000	391	2,925	7,005
\$100,000 - \$125,000	388	2,713	6,413
\$125,000 - \$150,000	261	1,908	4,644
\$150,000 - \$200,000	501	3,287	7,478
\$200,000+	686	5,355	12,242

# DAYTIME EMPLOYMENT

	NUMBER OF BUSINESSES			NUMBER OF EMPLOYEES		
	1 MILE	3 MILE	5 MILE	1 MILE	3 MILE	5 MILE
<b>Total Businesses</b>	<b>1,003</b>	<b>3,755</b>	<b>9,782</b>	<b>6,609</b>	<b>30,129</b>	<b>99,725</b>
Retail	79	277	736	988	3,031	9,416
Wholesale	13	52	173	69	252	1,637
Hospitality & Food Service	52	147	432	768	2,207	7,200
Real Estate, Renting, Leasing	39	171	443	412	1,778	5,554
Finance & Insurance	65	265	868	309	1,571	9,825
Information	6	55	199	30	1,120	4,751
Scientific & Technology Services	125	582	1,501	595	3,971	13,461
Management of Companies	2	6	18	6	19	112
Health Care & Social Assistance	423	1,495	3,489	1,944	9,290	19,383
Education Services	22	67	177	326	1,548	5,115
Public Administration & Sales	2	14	82	20	314	1,877
Arts, Entertainment, Recreation	18	59	149	105	1,056	2,603
Utilities	0	1	4	0	4	42
Admin Support & Waste Management	27	95	282	141	522	2,649
Construction	28	133	331	126	573	2,295
Manufacturing	12	44	189	77	519	8,331
Agriculture, Mining, Fishing	3	6	11	8	16	28
Other Services	87	286	698	685	2,338	5,446



Specializing in retail real estate services, our team is committed to working with each client in to achieve their objectives from assisting with project leasing, site selection, acquisitions/dispositions of income producing properties or property management.

## CONTACT

6476 Orchard Lake Road, Suite A  
West Bloomfield, Michigan 48322

P: 248 538 2000  
F: 248 538 9905

Email: [Info@cmprealestategroup.com](mailto:Info@cmprealestategroup.com)  
Website: [www.cmprealestategroup.com](http://www.cmprealestategroup.com)

## SERVICES

MARKET ANALYSIS

PROPERTY MANAGEMENT

LAND SALES

ACQUISITIONS


TENANT REPRESENTATION

COMMERCIAL LEASING

DISPOSITION

INVESTMENT SALES

## FOLLOW US

 [CMP Real Estate Group](#)

 [@CMPRealEstate](#)