



JORDAN JABBORI
ASSOCIATE
jjabori@cmprealestategroup.com

ANTHONY SESI
SENIOR ASSOCIATE
asesi@cmprealestategroup.com

6476 Orchard Lake Road, Suite A
West Bloomfield, Michigan 48322
(P): (248) 538-2000
www.cmprealestategroup.com

PROPERTY INFORMATION

Property Address	21595 Allen Road
City/Township	Woodhaven
Building Size	12,000 SF
Land Size	1.68 (AC)
Space Available	9,000 SF
Asking Rate	\$35.00 PSF
NNN	TBD

DEMOGRAPHICS

	1 MILE	3 MILE	5 MILE
2022 Population	8,780	62,356	148,975
2022 Households	3,469	24,008	58,736
Avg Household Income	136,016	138,170	134,541
Median Household Income	113,702	109,577	103,954

AREA TENANTS



PROPERTY HIGHLIGHTS

Join Poke Poke and Hoots Wings at Shoppes of Woodhaven.

- A proposed 12,000 Square Foot retail development located along Allen road in Woodhaven, MI.

This site presents an excellent opportunity for any Retail, Medical, or Office users to flourish with the extraordinary synergy provided in the immediate area.

-

Situated in the immediate area includes Walmart, Home Depot, Target, Lowes, Meijer, and dozens of more national and regional retailers.

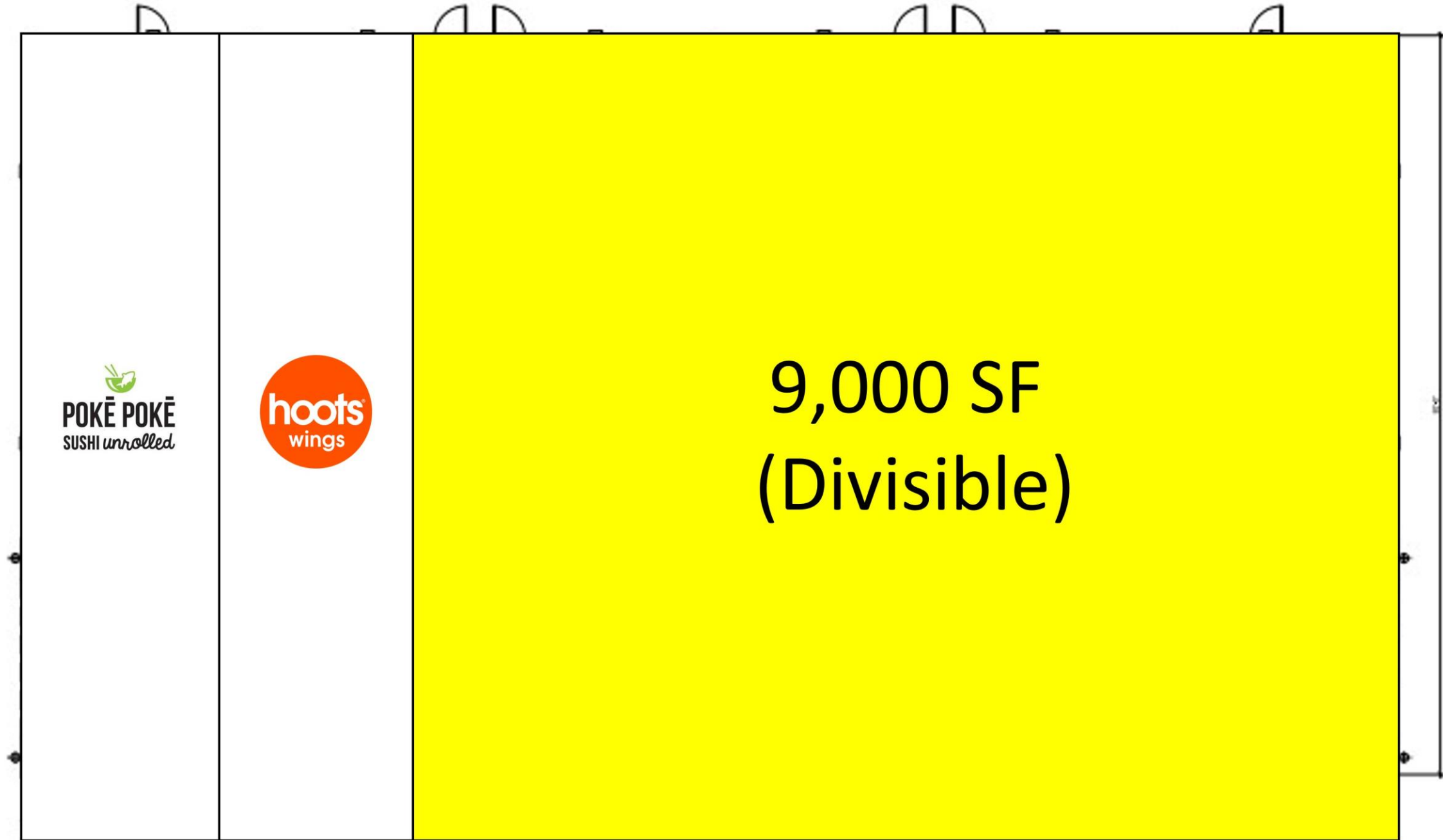
-

In addition to the tremendous retail synergy, across Allen road is Ford Motors Stamping Plant, home to nearly 500 employees.

-

Situated along Allen Road just north of West road, an intersection that see's over 60,000 VPD.

-





SITE

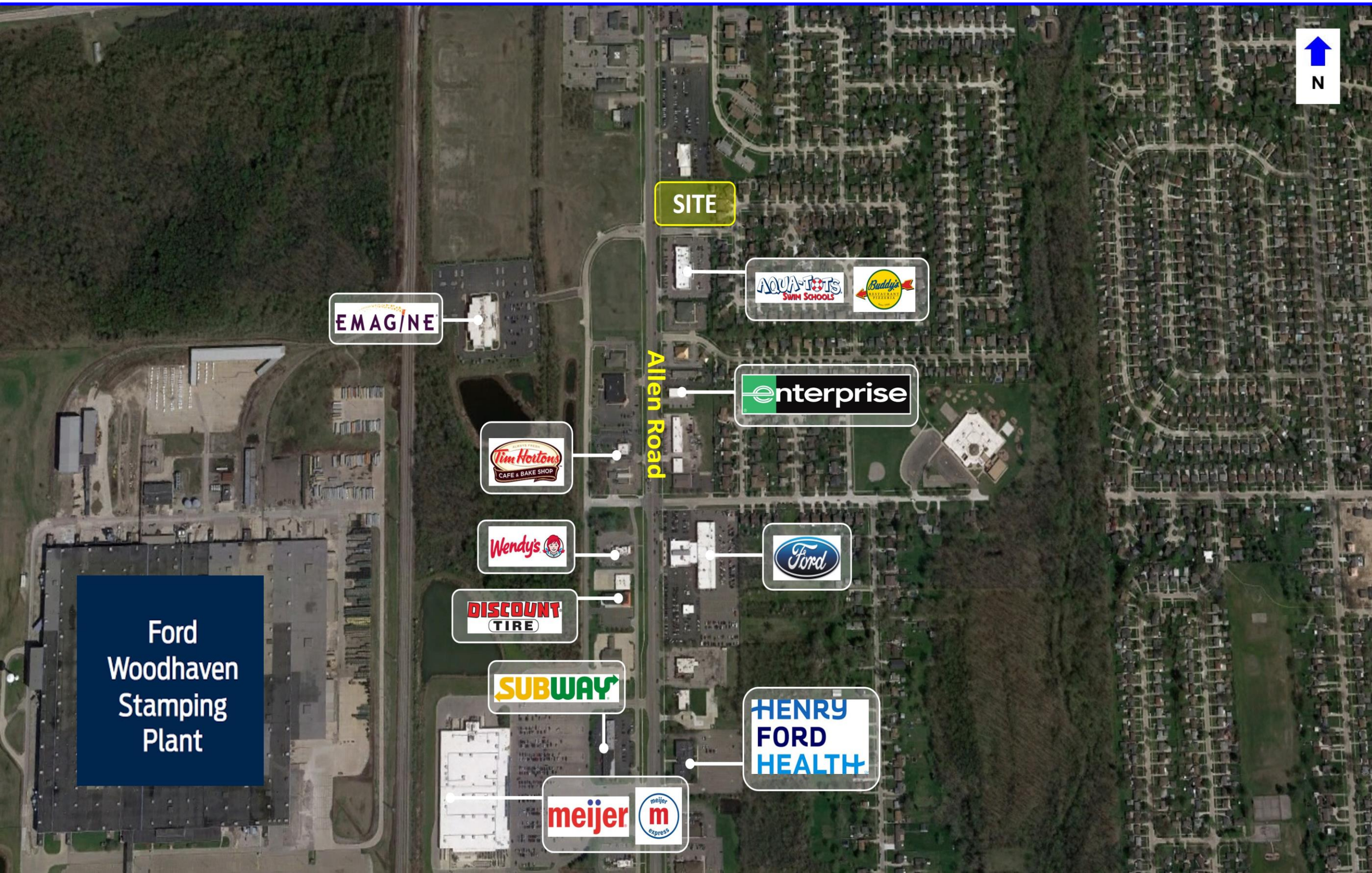

Ford Woodhaven Stamping Plant

West Road

Allen Road

INTERSTATE 94





SITE

EMAG/NE

AQUA-TOTS SWIM SCHOOLS
Buddy's RESTAURANT

enterprise

Tim Hortons
CAFE & BAKE SHOP

Wendy's

Ford

DISCOUNT TIRE

SUBWAY

HENRY FORD HEALTH

Ford Woodhaven Stamping Plant

meijer
meijer express

Allen Road

SHOPPES OF WOODHAVEN

DEMOGRAPHICS

POPULATION	1 MILE	3 MILE	5 MILE
2010 Population	8,673	60,347	144,022
2022 Population	8,780	62,356	148,975
2027 Population Projection	8,712	62,107	148,410
Annual Growth 2010-2022	0.10%	0.30%	0.30%
Annual Growth 2022-2027	-0.20%	-0.10%	-0.10%
Median Age	46.3	46.4	45.3
Bachelor's Degree or Higher	62%	60%	59%

HOUSEHOLDS	1 MILE	3 MILE	5 MILE
2010 Households	3,429	23,245	56,767
2022 Households	3,469	24,008	58,736
2027 Household Projection	3,442	23,910	58,521
Owner Occupied Households	2,811	19,096	44,299
Renter Occupied Households	631	4,814	14,221
Avg Household Income	136,016	138,170	134,541
Median Household Income	113,702	109,577	103,954

POPULATION BY RACE	1 MILE	3 MILE	5 MILE
White	5,896	44,968	103,742
Black	1,533	8,191	23,512
American Indian/Alaskan Native	10	73	207
Asian	1,168	7,683	17,954
Hawaiian & Pacific Islander	0	10	30
Two or More Races	172	1,430	3,529
Hispanic Origin	187	1,283	3,494

INCOME	1 MILE	3 MILE	5 MILE
\$25,000 - 50,000	386	2,709	7,578
\$50,000 - 75,000	530	2,968	7,906
\$75,000 - 100,000	361	2,998	7,252
\$100,000 - 125,000	343	2,780	6,598
\$125,000 - 150,000	406	2,125	4,701
\$150,000 - 200,000	514	2,957	6,710
\$200,000+	660	5,207	12,402

SHOPPES OF WOODHAVEN

DAYTIME EMPLOYMENT

DAYTIME EMPLOYMENT	ONE MILE			THREE MILE			FIVE MILE		
	TOTAL EMPLOYEES	TOTAL BUSINESSES	EMPLOYEES PER BUSINESS	TOTAL EMPLOYEES	TOTAL BUSINESSES	EMPLOYEES PER BUSINESS	TOTAL EMPLOYEES	TOTAL BUSINESSES	EMPLOYEES PER BUSINESS
Service-Producing Industries	5,508	997	6	26,335	3,781	7	85,120	9,993	9
Trade Transportation & Utilities	943	95	10	2,559	326	8	10,180	895	11
Information	37	7	5	1,129	59	19	5,244	207	25
Financial Activities	585	114	5	3,144	441	7	14,367	1,333	11
Professional & Business Services	639	134	5	4,334	675	6	15,921	1,834	9
Education & Health Services	1,863	496	4	9,862	1,770	6	23,094	4,309	5
Leisure & Hospitality	818	69	12	3,000	215	14	9,022	596	15
Other Services	601	80	8	1,989	282	7	5,328	733	7
Public Administration	22	2	11	318	13	24	1,964	86	23
Goods-Producing Industries	216	43	5	867	183	5	9,946	538	18
Natural Resources & Mining	10	4	3	27	10	3	42	16	3
Construction	123	27	5	555	130	4	2,222	332	7
Manufacturing	83	12	7	285	43	7	7,682	190	40
Total	5,724	1,040	6	27,202	3,964	7	95,066	10,531	9



Specializing in retail real estate services, our team is committed to working with each client to achieve their objectives from assisting with project leasing, site selection, acquisitions/dispositions of income producing properties or providing market research for future projects.

CONTACT

6467 Orchard Lake Road, Suite A
West Bloomfield, Michigan 48322


(P): (248) 538-2000
(F): (248) 538-9905

Email: info@cmprealestategroup.com
Website: www.cmprealestategroup.com

SERVICES

Retail Leasing	Investment Sales	Tenant Representation	Acquisitions	Dispositions
Market Analysis	Land Sales	Property Management	Real Estate Consulting	

FOLLOW US

 CMP Real Estate Group

 @CMPRealEstate

Disclaimer

All information contained herein has been secured by sources we believe to be reliable; however, CMP Real Estate Group, LLC has not independently verified any of the information, including any financial estimates and projections and selected real estate information, contained herein. This information provided may include but not be limited to selected financial information, estimates and projections that reflect various assumptions concerning anticipated results, which may or may not prove to be correct and selected real estate information which may or may not prove to be correct. Such projections and estimates may or may not be indicative of future performance, which may be significantly more or less favorable than that as reflected herein.